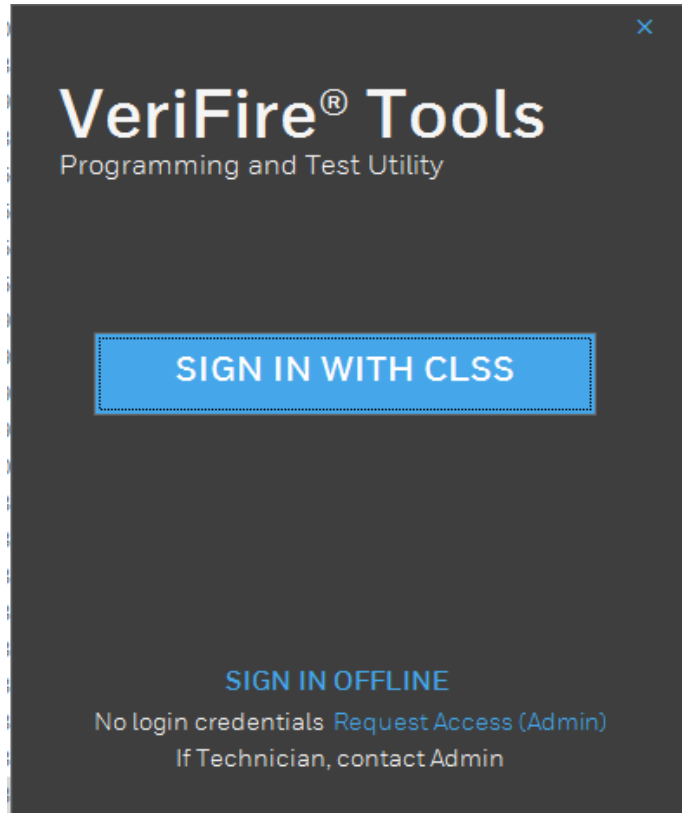


Customer Launches VFT and chooses “Sign In Offline”



License Manager will launch. Activation Key is autogenerated. Click on “Copy” to copy activation key. Share the activation key with Honeywell Admin.

Offline License Manager

Copy the Activation key and share with admin

Activation Key

VFT-3F533ADB-1COBBEF6-99600C8A-26D87420-8A14CD29-6570C99E-DC77FAD2-6A2649E4

Copy

License File

Browse the License file

Browse

Activate

Exit



Admin pastes text string received from technician into window and selects appropriate brand. Click “PROCEED”

## Generate License

To obtain the Activation key generated from configuration tool, follow the below steps:

- 1. Install the Configuration tool on the computer that will be used to push configuration file in to Fire panel at site
- 2. Click on “Sign In Offline” on the login page of configuration tool
- 3. Copy the generated activation key to purchase an offline configuration subscription
- 4. Paste the copied activation key and select the brand to generate offline license.

Activation key from configuration tool ●

VFT-309FBBC1-CF42C11C-B9AAE1F8-6837B1CB-D5A7A2D9-39714186-1B564D04-6FD4444C

Brand ●

Notifier-UL ▼

PROCEED

Click “PURCHASE SUBSCRIPTION”

Generate License

To obtain the Activation key generated from configuration tool, follow the below steps:

1. Install the Configuration tool on the computer that will be used to push configuration file in to Fire panel at site
2. Click on “Sign In Offline” on the login page of configuration tool
3. Copy the generated activation key to purchase an offline configuration subscription
4. Paste the copied activation key and select the brand to generate offline license.

Activation key from configuration tool ●

VFT-309FBBC1-CF42C11C-B9AAE1F8-6837B1CB-D5A7A2D9-39714186-1B564D04-6FD4444C

Brand ●

Notifier-UL ▼

PROCEED

Tool Details

Brand: Notifier-UL

Configuration tool: Verifire

License Detail

Offline configuration tool subscription

Activates upon purchase and is valid for 2 years.

[PURCHASE SUBSCRIPTION](#)

Admin Enters/Uploads Purchase Order, authorizes payment **For Non-China Currency Workflow**. Click “PROCEED”

Preview And Payment

Selection Preview

Account balance exhausted. Payments to be made using purchase order

ITEMS	NUMBER OF UNITS	LIST PRICE	TAX	DISCOUNT	TOTAL
Offline License For Notifier-UL	1	612 USD	0 USD	0 USD	612 USD

PO Number (optional)

123456789

[Upload PO Document \(Optional\)](#)

Choose File

No file chosen

Provide Payment Authorization ●

☒ I authorize the purchase of the selected items  
*All purchases are final*

Dave Judson  
08 Jan 2024

Enter job number (optional)

List Price Total:  
612 USD

Tax:  
0 USD

Discount:  
0 USD

Total Payable:  
612 USD

BACK

PROCEED

Order is placed. May take up to a minute to process the order, in between status may change to "ORDER ON HOLD". Click "OK, GOT IT".

Order Status



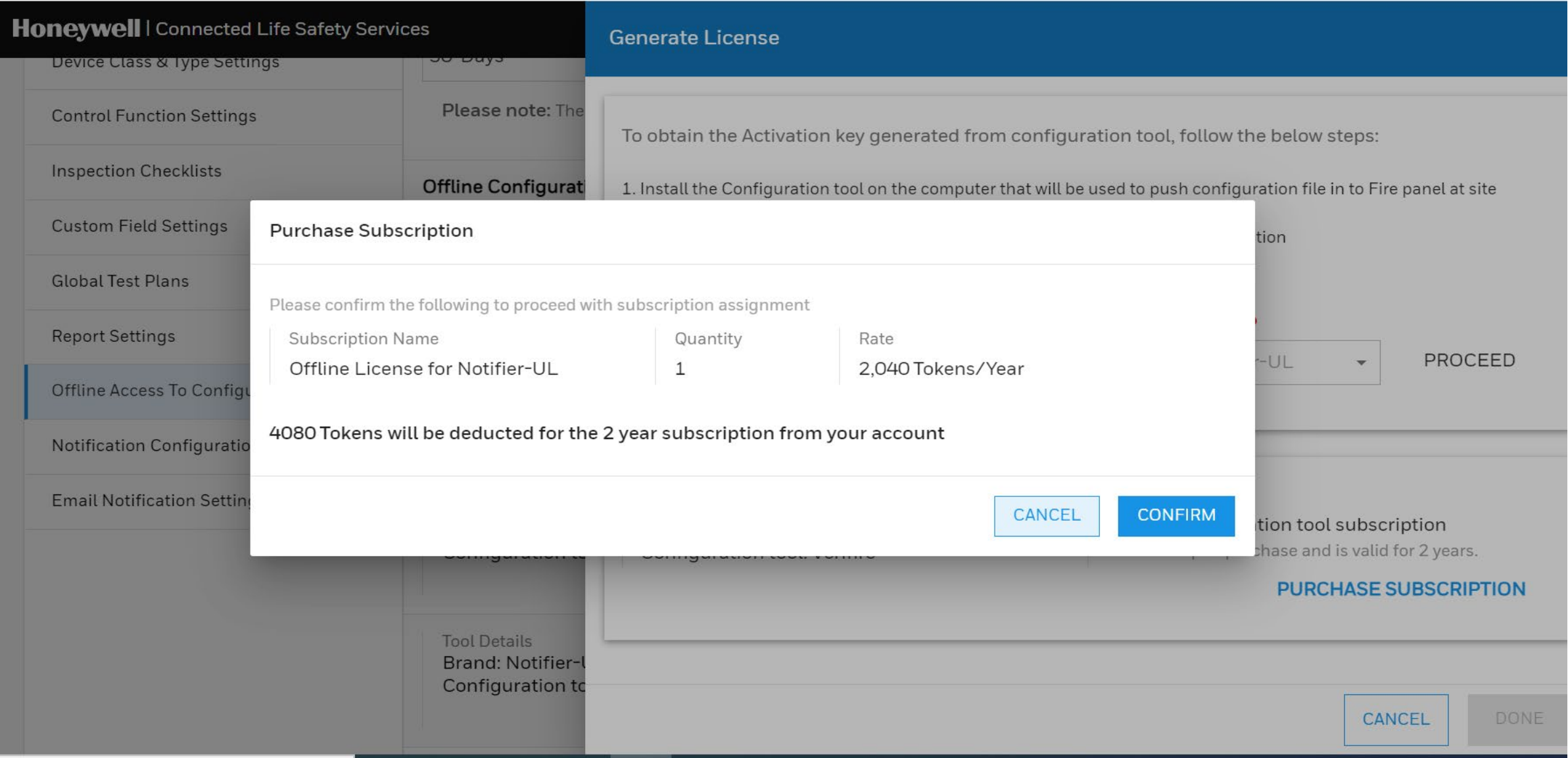
Thank you for Placing the order! Below is the transaction details for your reference.  
Please note that Items purchased will reflect in your account once the order is fulfilled which may take upto 1 minute.

Order Id : **ORD1801T04TQZ2**  
Order Placed on : 08 Jan 2024, 13:41:02  
Placed by : Dave Judson

ITEMS	NUMBER OF UNITS	LIST PRICE	TAX	DISCOUNT	TOTAL
Offline License For Notifier-UL	1	612 USD	0 USD	0 USD	612 USD

List Price Total:	Tax:	Discount:	Total Payable:	OK, GOT IT
612 USD	0 USD	0 USD	612 USD	

Confirmation Popup before token purchase **for non-China Token Workflow**. Click “CONFIRM”





Click “DOWNLOAD SUBSCRIPTION” File is saved to downloads folder.

Generate License

To obtain the Activation key generated from configuration tool, follow the below steps:

- 1. Install the Configuration tool on the computer that will be used to push configuration file in to Fire panel at site
- 2. Click on “Sign In Offline” on the login page of configuration tool
- 3. Copy the generated activation key to purchase an offline configuration subscription
- 4. Paste the copied activation key and select the brand to generate offline license.

Activation key from configuration tool ●

VFT-309FBBC1-CF42C11C-B9AAE1F8-6837B1CB-D5A7A2D9-39714186-1B564D04-6FD4444C

Brand ●

Notifier-UL▼

PROCEED

Tool Details

Brand: Notifier-UL  
Configuration tool: Verifire

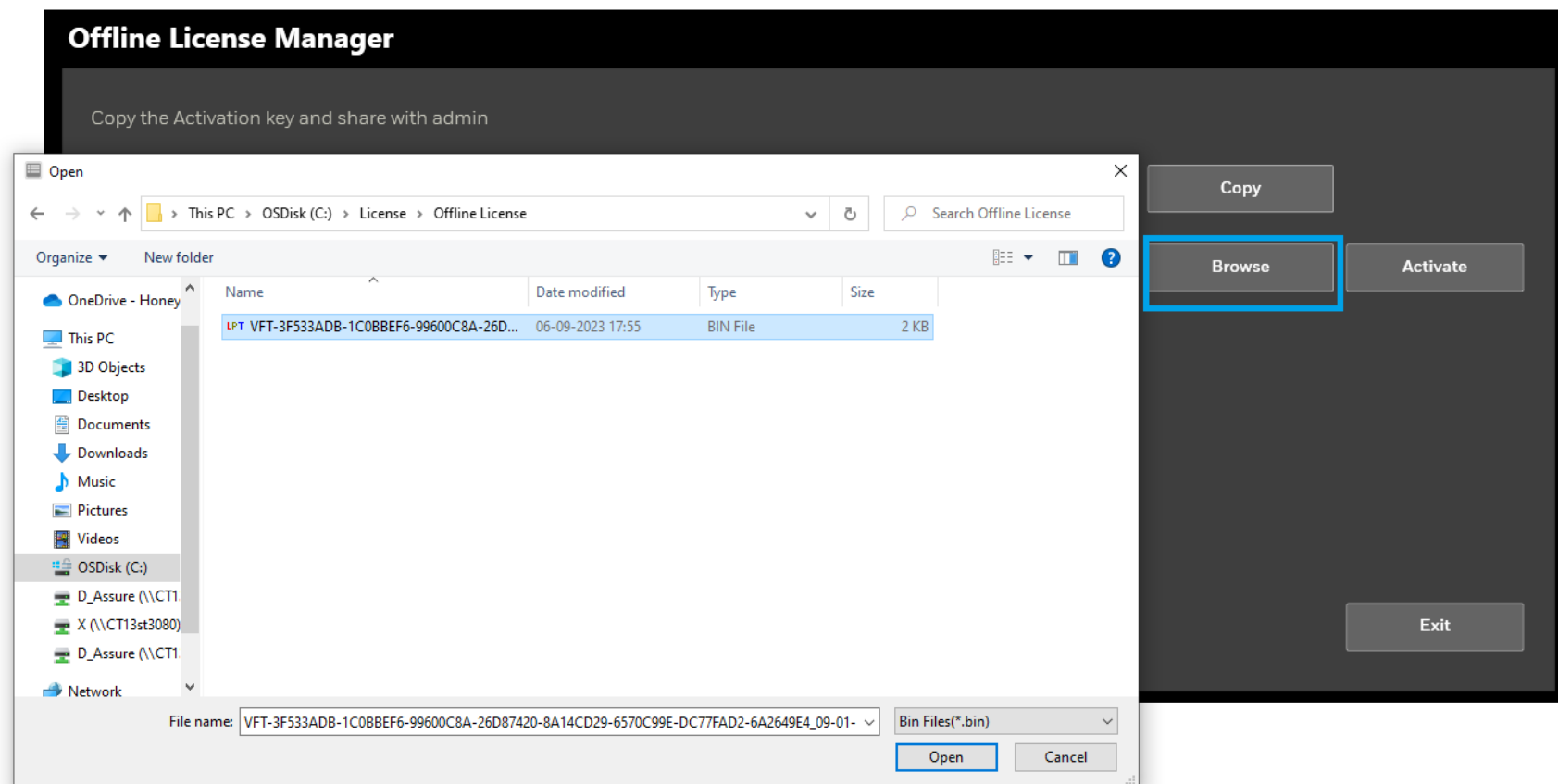
License Detail

Offline configuration tool subscription  
Activation Date: 08 Jan 2024  
Expiry Date: 07 Jan 2026

Please note: Your subscription is automatically generated post purchase.  
Please proceed to download. Be aware the subscription is subjected to renewal after 2 years

DOWNLOAD SUBSCRIPTION

The user will generate and share the license file. Copy that license file(.bin extension) to the system. Click on browse and select the file.



Click on “Activate”

## Offline License Manager

Copy the Activation key and share with admin

**Activation Key**

VFT-3F533ADB-1C0BBEF6-99600C8A-26D87420-8A14CD29-6570C99E-DC77FAD2-6A2649E4

Copy

**License File**

VFT-3F533ADB-1C0BBEF6-99600C8A-26D87420-8A14CD29-6570C99E-DC77FAD2-6A2649E4\_09-01-202

Browse

Activate

Exit

License is Activated. Click on “OK”. Click on “Launch VeriFire Tools.”

